











# Stage A Distro Package Inventory Checklist

Ver.: August 2023





Stage Managers: Please Mark Notes Box for Damaged or Missing Items

Dry Erase Marker Only

## Whips






Item	Quantity	Count	Notes:	Image	Color Code	Lives At
15' 20 Amp Whip	10				<div></div> <div></div>	15' 20-Amp Whip Crate on Shelf B of Distro Cart
25' 20 Amp Whip	8				<div></div> <div></div>	25' 20-Amp Whip Crate on Shelf B of Distro Cart
20 Amp Twofer	30				(single yellow)	Twofer Crate on Top Shelf of Distro Cart
100 Amp Splitter	4				(single yellow)	Splitter Crate on Top Shelf of Distro Cart
25' 60 Amp Whip	4				<div></div> <div></div>	Bottom Shelf of Distro Cart
50' 60 Amp Whip	4				<div></div> <div></div>	Bottom Shelf of Distro Cart
50' 100 Amp Whip	4				<div></div> <div></div>	Bottom Shelf of Distro Cart
60 AMP Stove Drop	1				<div></div> <div></div>	Splitter Crate on Shelf B of Distro Cart

## Stingers




Item	Quantity	Count	Notes:	Image	Color Code	Lives At
25' Stinger	10				<div></div> <div></div>	25' Stinger Crate on Shelf C of Distro Cart
50' Stinger	7				<div></div> <div></div>	50' Stinger Crate on Shelf C of Distro Cart
50' Quad Box Stinger	3				<div></div> <div></div>	50' Quad Stinger Crate on Shelf C of Distro Cart
100' Stinger	1				<div></div> <div></div>	Shelf C (Far Right Side) of Distro Cart

## Lunchboxes & Dimmers





Item	Quantity	Count	Notes:	Image	Lives At
------	----------	-------	--------	-------	----------

<b>60 Amp Lunchbox</b>	<b>3</b>				<b>Shelf A of Distro Cart (Left Side)</b>
<b>100 Amp Lunchbox</b>	<b>4</b>				<b>Shelf A of Distro Cart (Left Side)</b>
<b>1K Variac Dimmer</b>	<b>1</b>				<b>Shelf B of Distro Cart (Far Right Side)</b>
<b>2K Variac Dimmer</b>	<b>1</b>				<b>Shelf B of Distro Cart (Far Right Side)</b>
<b>1K Hand Squeezer (In-line Dimmer)</b>	<b>2</b>				<b>Squeezer and Strip Crate on Top Shelf of Distro Cart</b>

## Power Strips, Cube Taps & Ground Lifts

Item	Quantity	Count	Notes:	Image	Lives At
<b>Power Strip</b>	<b>6</b>				<b>Squeezer and Strip Crate on Top Shelf of Distro Cart</b>
<b>Cube Tap (Triple Tap/Clark Griswold)</b>	<b>6</b>				<b>Squeezer and Strip Crate on Top Shelf of Distro Cart</b>
<b>Ground Lift (Two-to-three/Hum Killer)</b>	<b>6</b>				<b>Squeezer and Strip Crate on Top Shelf of Distro Cart</b>

## DMX

Item	Quantity	Count	Notes:	Image	Lives At
<b>25' DMX</b>	<b>6</b>				<b>DMX Crate on Top Shelf of Distro Cart</b>
<b>50' DMX</b>	<b>4</b>				<b>DMX Crate on Top Shelf of Distro Cart</b>
<b>100' DMX</b>	<b>1</b>				<b>DMX Crate on Top Shelf of Distro Cart</b>
<b>ENTTEC Ethernet to DMX Box</b>	<b>1</b>				<b>On Top of Dimmer Rack</b>